


THE NEW GENERATION WORK TABLE

Flat Bed Applicator

Higher productivity, easy to use

Save up to
80–85%
production
time!



Professional solutions for laminating and trimming.

CWT[®]
WORKTOOLS

Higher productivity, easy to use

CWT flat bed applicator will boost productivity in your workshop. Our new generation of work tables are quick to install and easy to use. Get high quality equipment made in Sweden at competitive prices.

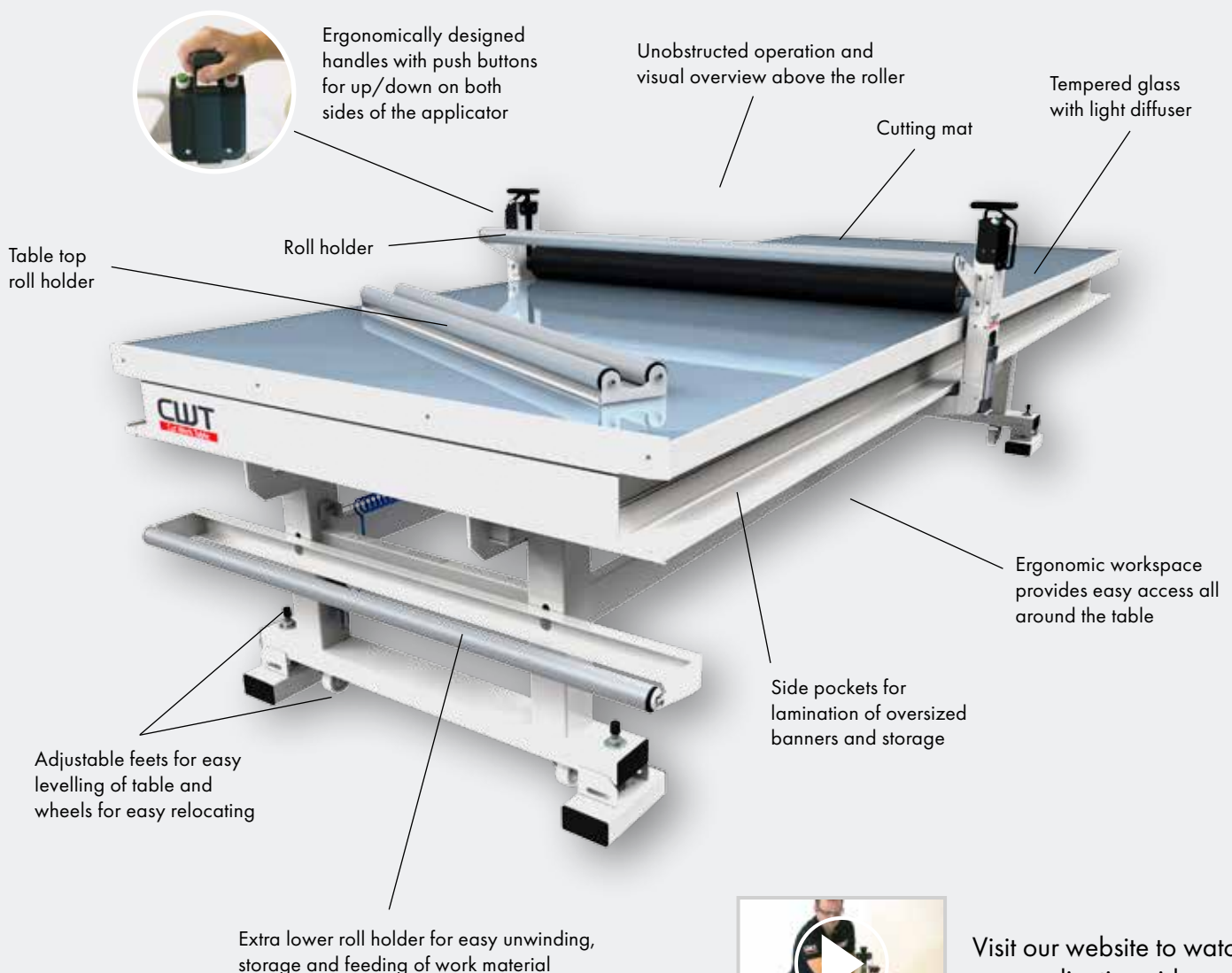
The work table are easy to use so no need for special staff, most people operates the applicator within one hour with fantastic results. Our flat bed applicator gives much better control and less waste than conventional roll laminators due to the easy and precise positioning of the materials and allows a much wider range of materials to be laminated.

Save up to 80–85% production time

Manual laminating work is commonly and skillfully performed around the world. However, a mistake in handling the material or a moment of lost focus when applying the merging pressure could cause the job to be wasted and unwanted costs to be incurred. The time to produce on a manual basis is excessive in comparison with the semi-automated laminating process offered by the new CWT worktable. Estimated reduction of the production time is up to 80–85%!

Better profit and better health

A potential cost saving is maintaining the operators' health and physical status. It is not unusual that intense manual effort over time causes fatigue type injuries. Except for the cost issue a temporary leave of a skilled employee could normally be crucial to the company.



Visit our website to watch our application videos.
www.cwtworktools.com

Step-by step application



Place the substrate on the table.



Place your adhesive material on top of the receiving material.



Lower the roller for fixation.



Pull the adhesive material halfway over the roller.



Gently remove the liner.



Remove any excess liner.



Fold the liner under the roller.



Now let the table do its job by simply pushing the roller along the table



Repeat the same procedure the other way. Done!

Accessories



Table top roll holder



Second glide beam



Sticky cleaner
& cleaning pad



Cutting mat



Telescopic reach cutter




**Access
anywhere**

Fast assembly, fantastic logistics

The modular design makes the CWT worktable easy to transport and install. The units are delivered in compact packages, less than half in volume compared to other suppliers. The low transportation cost taken aside, the slim package can easily be brought inside customer's facilities through normal sized doors.

Watch the assembly film on our website.

Our models



	CWT 1016	CWT 1428	CWT 1630		CWT 1640		CWT 1647	CWT 1840	CWT 1847	CWT 2140	CWT 2147
	Workspace 1340x950 mm 4ft. 5in. x 3ft 1in.	Workspace 2550x1400 mm 8ft. 4in. x 4ft 7in.	Workspace 2560x1560 mm 8ft. 5in. x 5ft 1in.		Workspace 3560x1560 mm 11ft. 8in. x 5ft 1in.		Workspace 4260x1560 mm 13ft. 12in. x 5ft 1in.	Workspace 3560x1730 mm 11ft. 8in. x 5ft. 8in	Workspace 4260x1730 mm 13ft. 12in. x 5ft. 8in.	Workspace 3560x2050 mm 11ft. 8in. x 6ft. 9in.	Workspace 4260x2050 mm 13ft. 12in. x 6ft 9in.
	Bed size 1640x990 mm 5ft.4in. x 3ft. 3in .	Bed size 2850x1450 mm 9ft.4in. x 4ft. 9in .	Bed size 3000x1600 mm 9ft.10in. x 5ft. 3in.		Bed size 4000x1600 mm 13ft.1in. x 5ft. 3in.		Bed size 4700x1600 mm 15ft. 5in. x 5ft. 3in.	Bed size 4000x1800 mm 13ft. 1in. x 5ft. 11in.	Bed size 4700x1800 mm 15ft. 5in. x 5ft. 11in.	Bed size 4000x2100 mm 13ft. 1in. x 6ft. 11in.	Bed size 4700x2100 mm 15ft. 5in. x 6ft. 11in.
	Materials 0-70 mm/02,8in.	Materials 0-70 mm/02,8in.	Materials 0-70 mm/0-2,8in.		Materials 0-70 mm/0-2,8in.		Materials 0-70 mm/02,8in.	Materials 0-70 mm/0-2,8in.	Materials 0-70 mm/0-2,8in.	Materials 0-70 mm/0-2,8in.	Materials 0-70 mm/0-2,8in.
	Required air 6-8bar/ 87-116psi	Required air 6-8bar/ 87-116psi	Required air 6-8bar/ 87-116psi		Required air 6-8bar/ 87-116psi		Required air 6-8bar/ 87-116psi	Required air 6-8bar/ 87-116psi	Required air 6-8bar/ 87-116psi	Required air 6-8bar/ 87-116psi	Required air 6-8bar/ 87-116psi
	Capacity up to 80 m2/H 860ft2/H	Capacity up to 100 m2/H 1080ft2/H	Capacity up to 120 m2/H 1290ft2/H		Capacity up to 140 m2/H 1500ft2/H		Capacity up to 150 m2/H 1600ft2/H	Capacity up to 150 m2/H 1600ft2/H	Capacity up to 160 m2/H 1720ft2/H	Capacity up to 170 m2/H 1820ft2/H	Capacity up to 180 m2/H 1940ft2/H
	Advantage	Lite	Base	Premium	Base	Premium	Premium	Premium	Premium	Premium	Premium
	✓	✓	✓	✓	✓	✓	✓	✓	✓	✓	✓
	✓	✓	✓	✓	✓	✓	✓	✓	✓	✓	✓
	–	Option	Option	✓	Option	✓	✓	✓	✓	✓	✓
	✓	✓	✓	✓	✓	✓	✓	✓	✓	✓	✓
	–	–	Option	✓	Option	✓	✓	✓	✓	✓	✓
	–	Option	Option	✓	Option	✓	✓	✓	✓	✓	✓
	–	✓	✓	✓	✓	✓	✓	✓	✓	✓	✓
	–	–	Option	Option	Option	Option	Option	Option	Option	Option	Option
	–	–	Option	✓	Option	✓	✓	✓	✓	✓	✓
	–	–	Option	✓	Option	✓	✓	✓	✓	✓	✓
	Option	Option	✓	✓	✓	✓	✓	✓	✓	✓	✓
	–	Option	Option	Option	Option	Option	Option	Option	Option	Option	Option
	✓	✓	✓	✓	✓	✓	✓	✓	✓	✓	✓
	Option	Option	Option	Option	Option	Option	Option	Option	Option	Option	Option
	–	–	Option	Option	Option	Option	Option	–	–	–	–

The Linear Cutter

The Linear cutter is another innovative product from CWT worktools.

- Trims soft and rigid materials up to 10ft 10in. in one precise single cut
- Single-handed easy operation
- Extension stick maximises your reach!

Visit cwtworktools.com for more details.

